

# **State Senator Tommy**

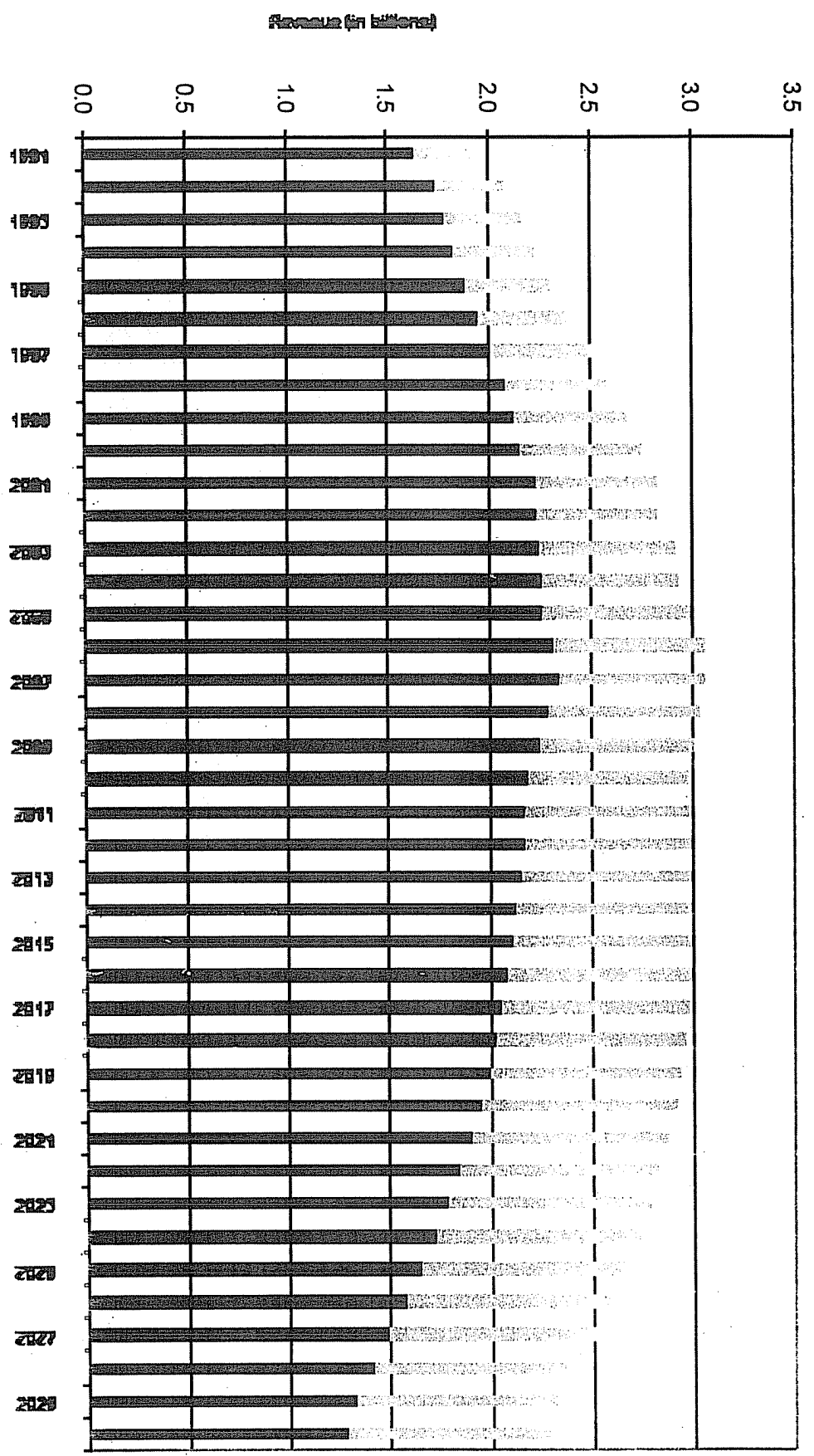
## **Williams**

Chairman

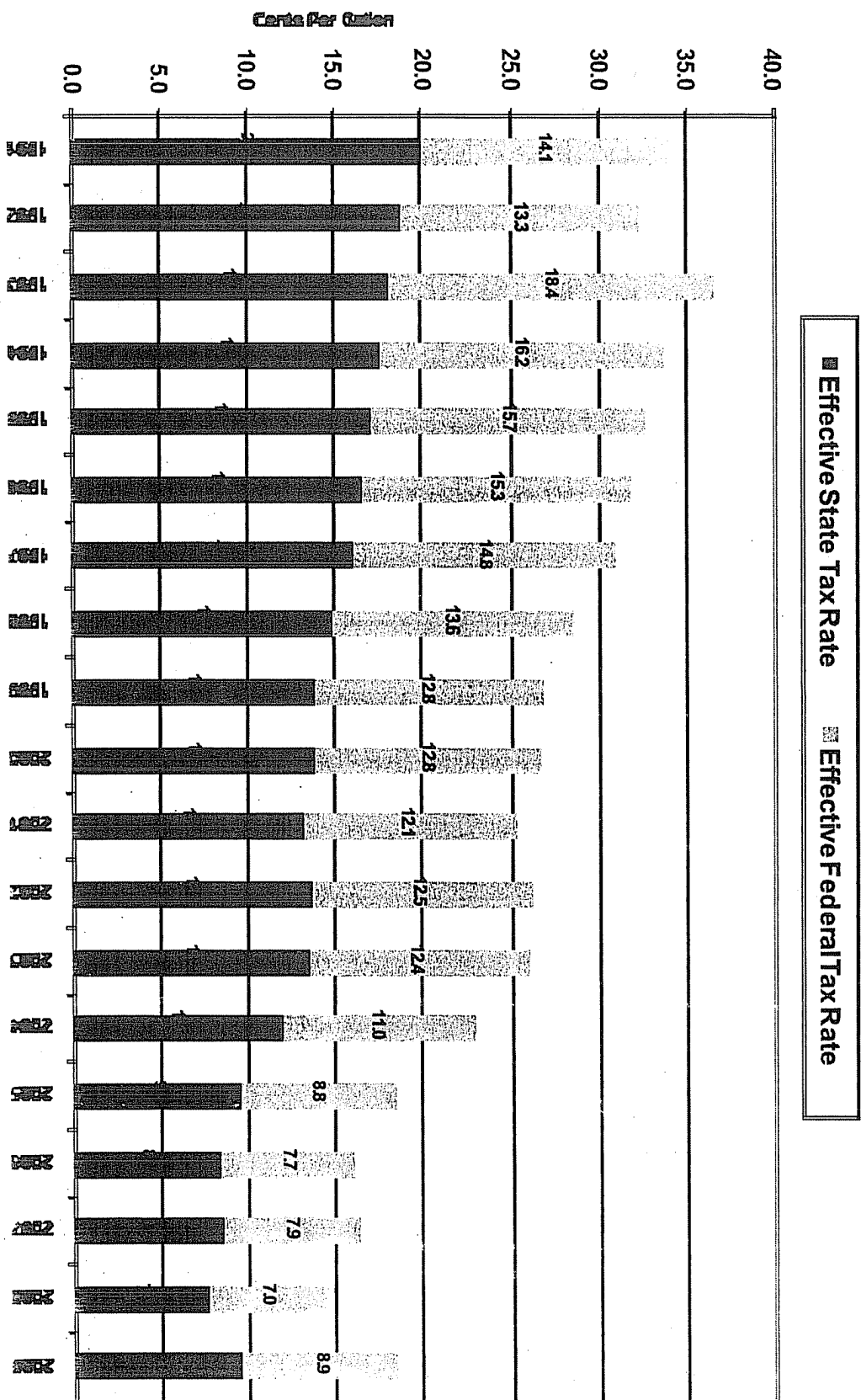
Senate Committee on Transportation and  
Homeland Security

# Total Fuel Tax Revenues

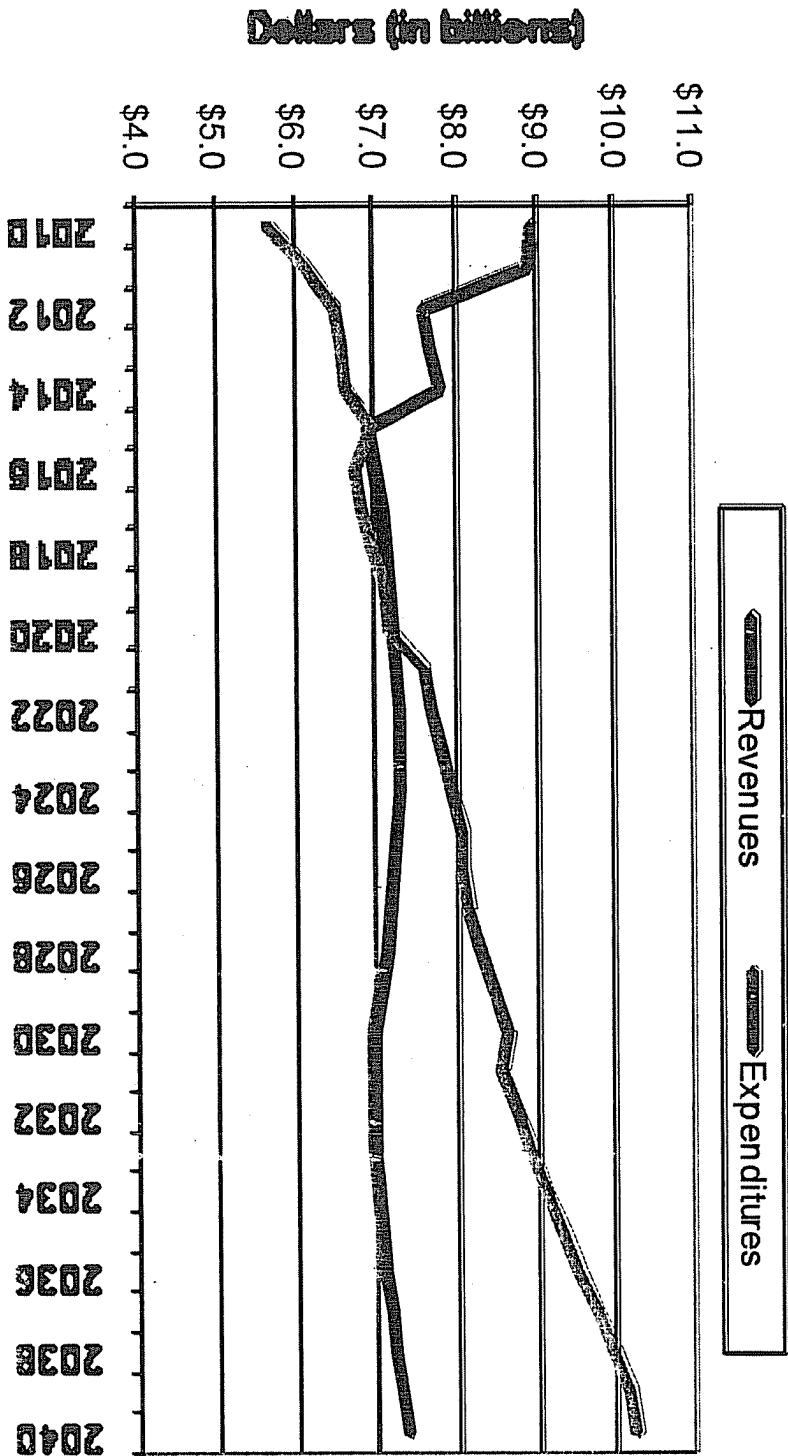
Diesel Tax Revenues  
 Gasoline Tax Revenues



## Effective Texas and Federal Fuel Tax Rate Adjusted by Inflation in Roadway Constructions Costs



# Projected TxDOT Revenues and Expenditures



# Vehicle Registration Fee Increase

**Current Fee: \$62.75**

**\$25 Increase:**

- Average Annual Revenue: \$623 Million
- Bond Proceeds: 8.257 Billion\*

**\$35 Increase:**

- Average Annual Revenue: 873 Million
- Bond Proceeds: 11.560 Billion\*

**\$50 Increase**

- Average Annual Revenue: 1.246 Billion
- Bond Proceeds: 16.515 Billion\*

All passenger fees based on 2008 Ford Taurus SEL Sedan having a market value of \$15,880, a curb weight of 4,643, and an average fuel economy of 23 mpg.

\*Bond Proceeds based on 30 year bonds with a 4% interest rate

Source: Texas Transportation Institute

# Gas Tax

	Gas Tax Rate	Average Annual Gas Tax Paid (12,000 miles)	State Gas Tax Rate Rank
North Carolina	0.302	\$157.30	4
Pennsylvania	0.300	\$156.52	5
Ohio	0.280	\$146.09	8
New York	0.245	\$127.57	13
<b>Texas</b>	<b>0.210</b>	<b>\$104.35</b>	<b>29</b>
Illinois	0.190	\$99.13	33
Michigan	0.190	\$99.13	33
California	0.180	\$93.91	37
Florida	0.156	\$81.39	46
Georgia	0.075	\$39.13	50

All passenger fees based on 2008 Ford Taurus SEL Sedan having a market value of \$15,880, a curb weight of 4,643, and an average fuel economy of 23 mpg.

# Registration Fees

	Vehicle Registration Fee	Registration Fee Rank
Illinois	\$99.00	6
Michigan	\$86.00	9
California	\$77.00	13
Florida	\$70.75	16
Texas	\$62.75	18
Pennsylvania	\$36.00	33
Ohio	\$34.50	35
New York	\$29.50	39
North Carolina	\$28.00	40
Georgia	\$20.00	47

All passenger fees based on 2008 Ford Taurus SEL Sedan having a market value of \$15,880, a curb weight of 4,643, and an average fuel economy of 23 mpg.

Source: Texas Transportation Institute

# Total Annual Vehicle Fees

	Total Annual Vehicle Fees*	Total Fees Rank
California	\$353.53	14
Georgia	\$349.74	15
North Carolina	\$282.81	25
New York	\$237.07	29
Ohio	\$200.59	32
Illinois	\$198.13	34
Pennsylvania	\$192.52	36
Michigan	\$185.13	38
Texas	\$152.14	44
Florida	\$152.14	48

\*Total Annual Vehicle Fees includes: vehicle registration fee, property tax, other vehicle tax, and gas tax rate

Source: Texas Transportation Institute

# Total Annual Vehicle Fees Assuming a \$50 Increase in Texas Vehicle Registration

	Total Annual Vehicle Fees *	Total Fees Rank
California	\$353.53	14
Georgia	\$349.74	15
North Carolina	\$282.81	25
New York	\$237.07	29
<b>Texas</b>	<b>\$200.59</b>	<b>31</b>
Ohio	\$200.59	33
Illinois	\$198.13	35
Pennsylvania	\$192.52	37
Michigan	\$185.13	39
Florida	\$152.14	48

\*Total Annual Vehicle Fees includes: vehicle registration fee, property tax, other vehicle tax, and gas tax rate

Source: Texas Transportation Institute

# What Can We Build?